

# KATHIR COLLEGE OF ENGINEERING – COIMBATORE 641 062

## STUDENT SATISFACTION SURVEY

Answer all questions carefully.

- Answer honestly and unbiased.
- Be anonymous; do not disclose your identity on response sheet.
- Your honest feedback is a valuable document for continuous improvement of the processes in the institution

### 1. How much of the syllabus was covered in the class?

a) 85 to 100%

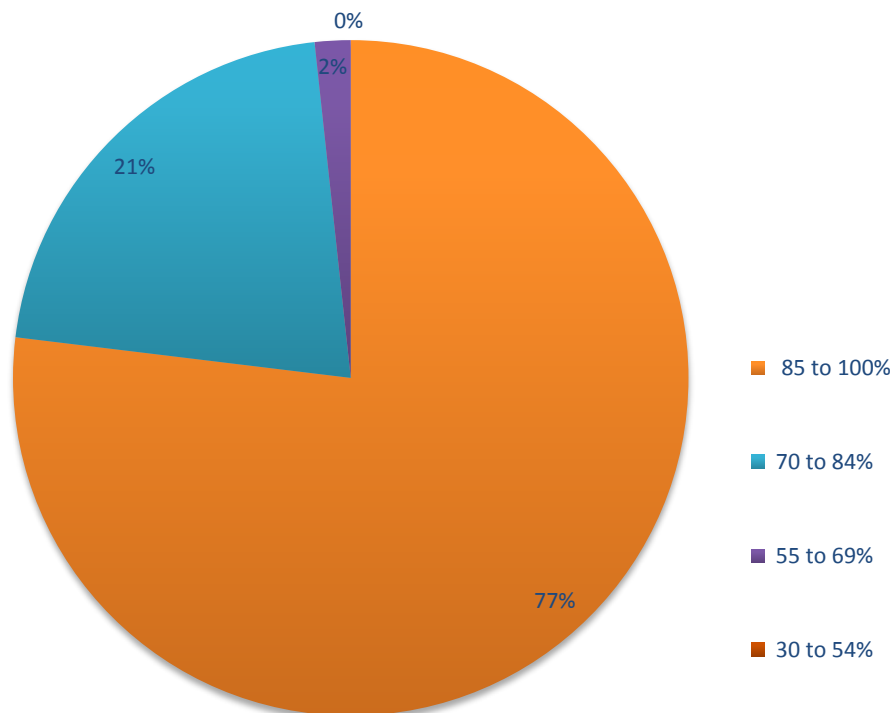
b) 70 to 84%

c) 55 to 69%

d) 30 to 54%

S.No	Department	Q1				Total No of Students
		a	b	c	d	
1	Civil	47	12	0	0	59
2	CSE	98	26	8	0	132
3	ECE	102	26	0	0	128
4	EEE	40	12	0	0	52
5	Mech	219	74	4	0	297
6	MBA	34	0	0	0	34
	<b>KCE</b>	<b>540</b>	<b>150</b>	<b>12</b>	<b>0</b>	<b>702</b>

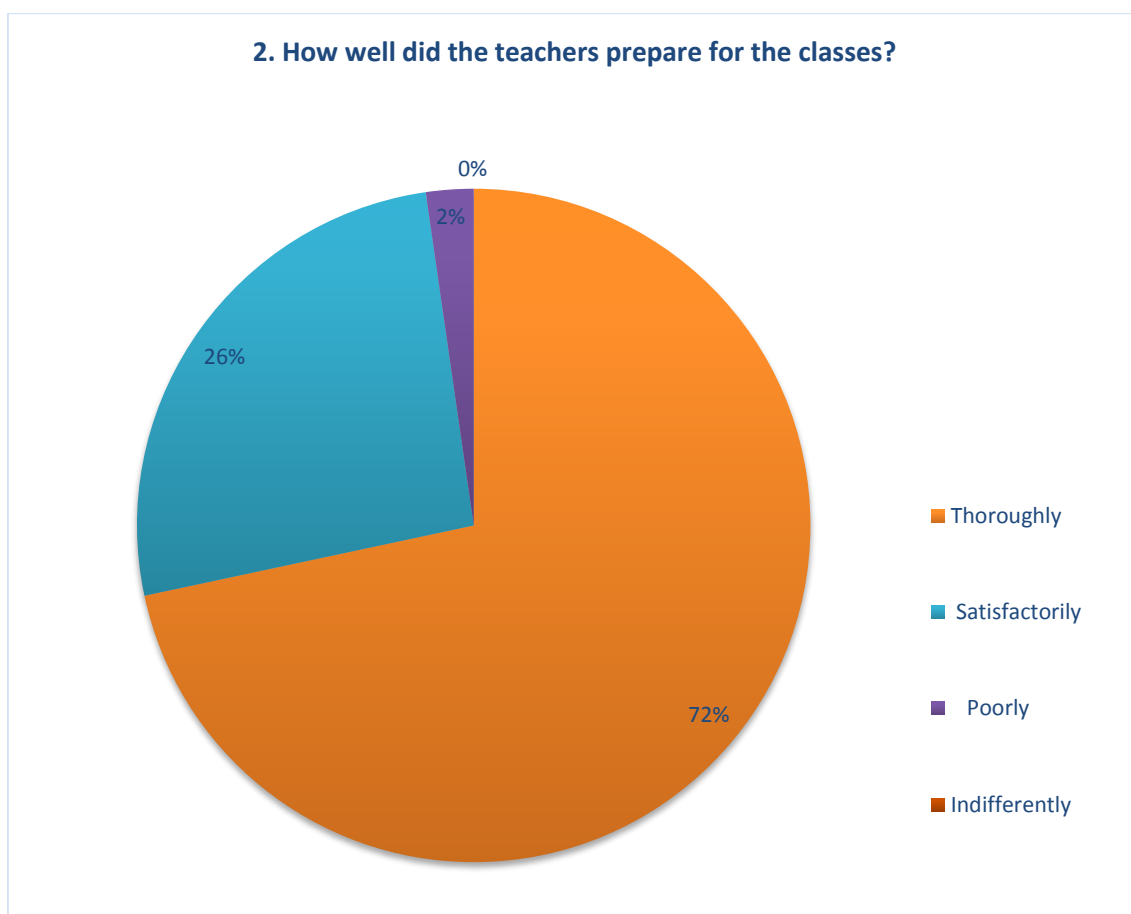
### 1. How much of the syllabus was covered in the class?



## 2. How well did the teachers prepare for the classes?

a) Thoroughly      b) Satisfactorily      c) Poorly      d) Indifferently

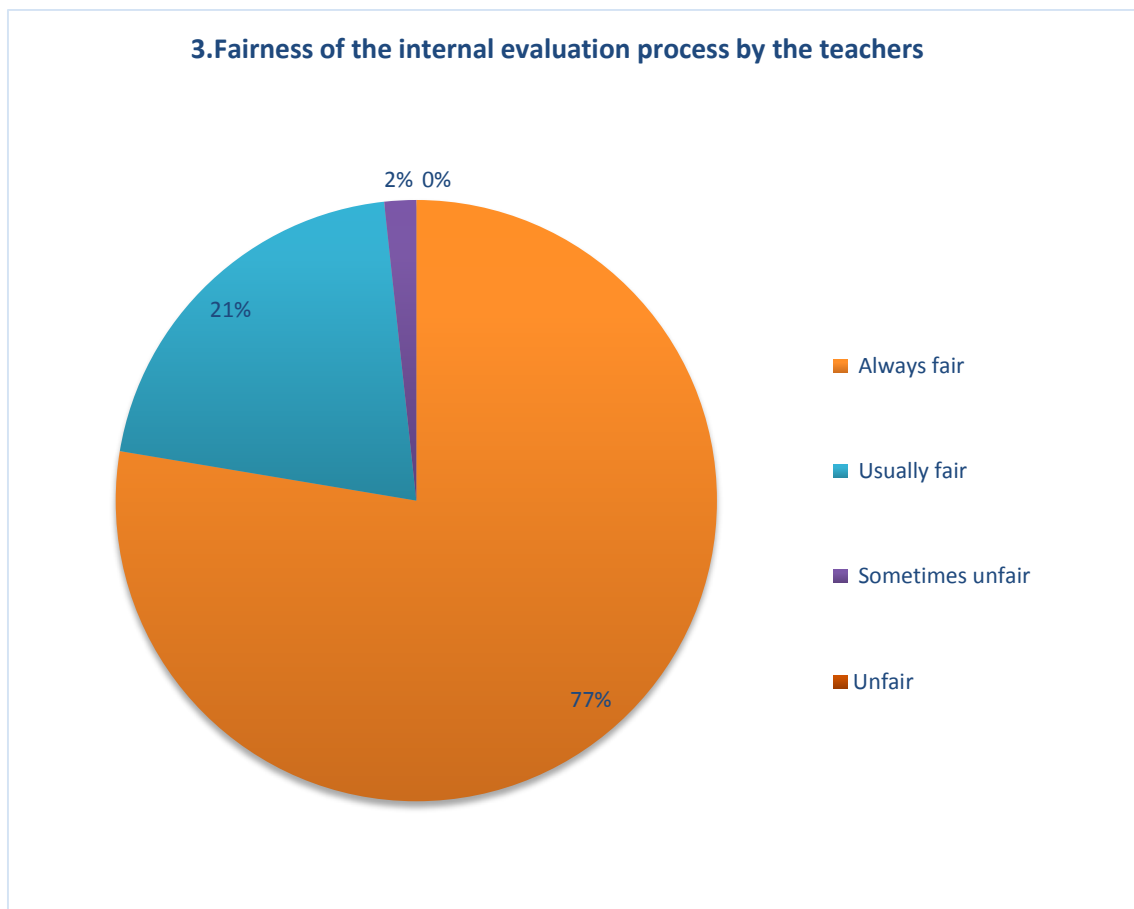
S.No	Department	Q2				Total No of Students
		a	b	c	d	
1	Civil	48	11	0	0	59
2	CSE	96	27	9	0	132
3	ECE	93	35	0	0	128
4	EEE	37	15	0	0	52
5	Mechanical	203	87	7	0	297
6	MBA	26	8	0	0	34
	<b>KCE</b>	<b>503</b>	<b>183</b>	<b>16</b>	<b>0</b>	<b>702</b>



### 3. Fairness of the internal evaluation process by the teachers

a) Always fair      b) Usually fair      c) Sometimes unfair      d) Unfair

S.No	Department	Q3				Total No of Students
		a	b	c	d	
1	Civil	49	10	0	0	59
2	CSE	107	21	4	0	132
3	ECE	103	25	0	0	128
4	EEE	41	11	0	0	52
5	Mech	217	72	8	0	297
6	MBA	28	6	0	0	34
	<b>KCE</b>	<b>545</b>	<b>145</b>	<b>12</b>	<b>0</b>	<b>702</b>

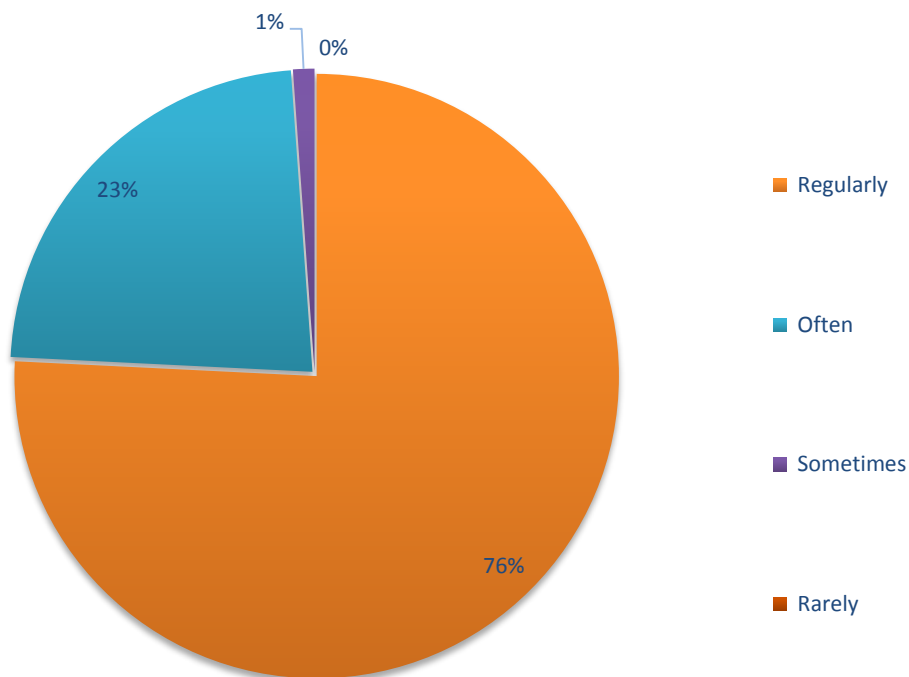


**4. The institute takes active interest in promoting internship, student exchange and field visit opportunities for students**

a) Regularly                      b) Often                      c) Sometimes                      d) Rarely

S.No	Department	Q4				Total No of Students
		a	b	c	d	
1	Civil	50	9	0	0	59
2	CSE	107	23	2	0	132
3	ECE	99	29	0	0	128
4	EEE	39	13	0	0	52
5	Mech	211	80	6	0	297
6	MBA	26	8	0	0	34
	<b>KCE</b>	<b>532</b>	<b>162</b>	<b>8</b>	<b>0</b>	<b>702</b>

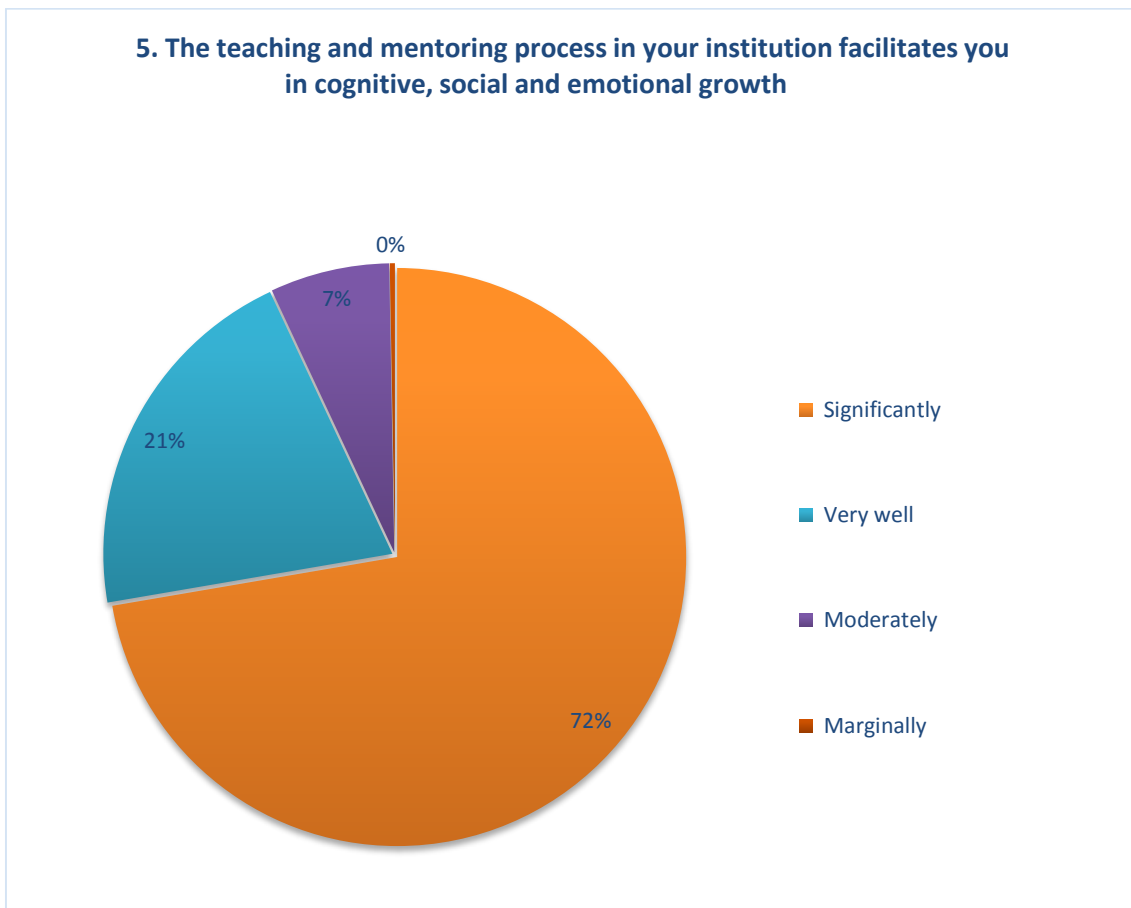
**4. The institute takes active interest in promoting internship, student exchange, and field visit opportunities for students**



**5. The teaching and mentoring process in your institution facilitates you in cognitive, social and emotional growth**

a) Significantly      b) Very well      c) Moderately      d) Marginally

S.No	Department	Q5				Total No of Students
		a	b	c	d	
1	Civil	48	7	4	0	59
2	CSE	92	30	10	0	132
3	ECE	96	21	11	0	128
4	EEE	37	11	4	0	52
5	Mech	210	72	15	0	297
6	MBA	26	5	3	0	34
	<b>KCE</b>	<b>509</b>	<b>146</b>	<b>47</b>	<b>0</b>	<b>702</b>



**6. The institution provides multiple opportunities to learn and grow**

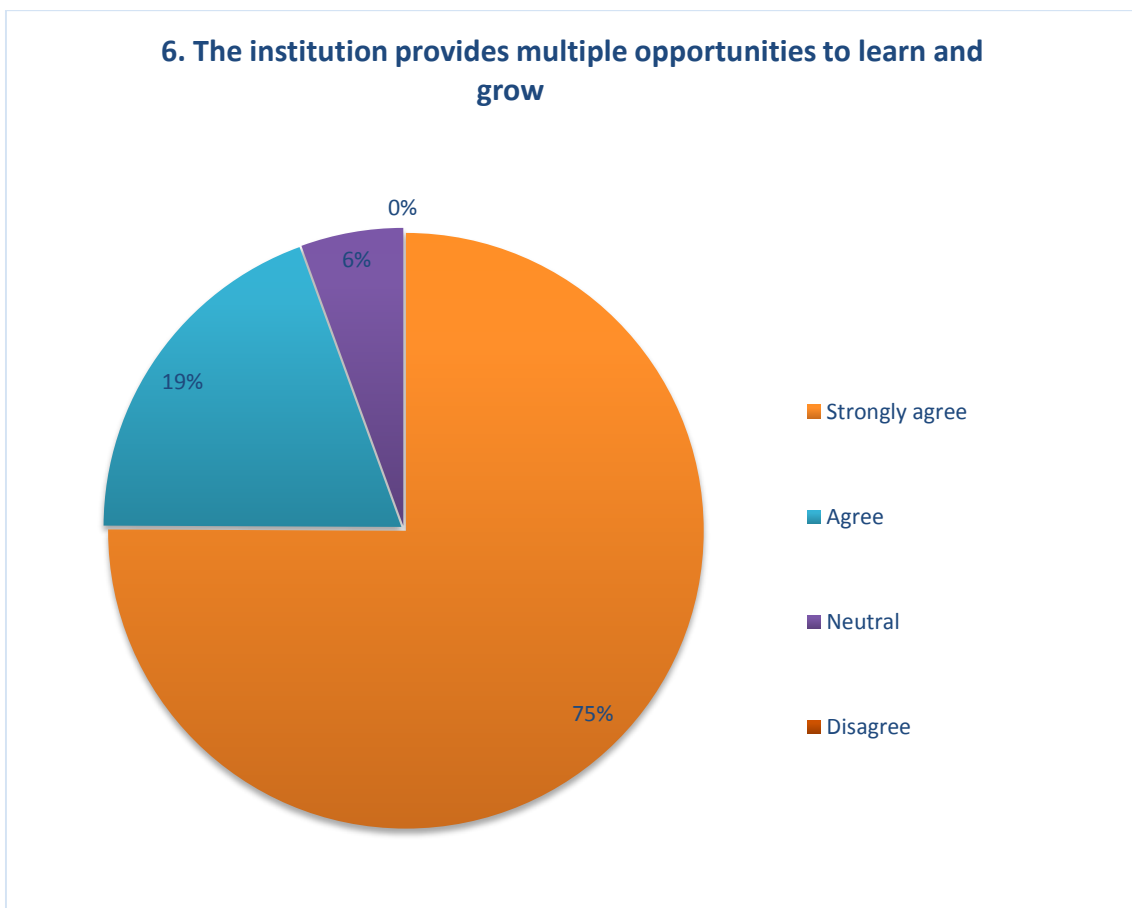
a) Strongly agree

b) Agree

c) Neutral

d) Disagree

S.No	Department	Q6				Total No of Students
		a	b	c	d	
1	Civil	50	7	2	0	59
2	CSE	s98	24	10	0	132
3	ECE	103	16	9	0	128
4	EEE	40	9	3	0	52
5	Mech	210	72	15	0	297
6	MBA	26	8	0	0	34
	<b>KCE</b>	<b>527</b>	<b>136</b>	<b>39</b>	<b>0</b>	<b>702</b>

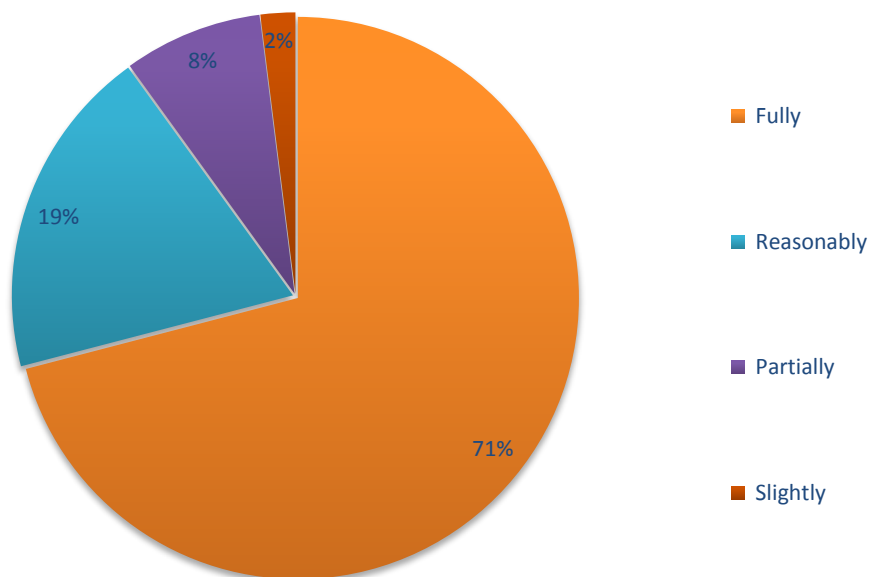


**7. The teachers identify your strengths and encourage you with providing right level of challenges**

a) Fully      b) Reasonably      c) Partially      d) Slightly

S.No	Department	Q7				Total No of Students
		a	b	c	d	
1	Civil	48	11	0	0	59
2	CSE	107	16	9	0	132
3	ECE	89	10	15	14	128
4	EEE	34	13	5	0	52
5	Mech	196	74	27	0	297
6	MBA	24	10	0	0	34
	<b>KCE</b>	<b>498</b>	<b>134</b>	<b>56</b>	<b>14</b>	<b>702</b>

**7. The teachers identify your strengths and encourage you with providing right level of challenges**

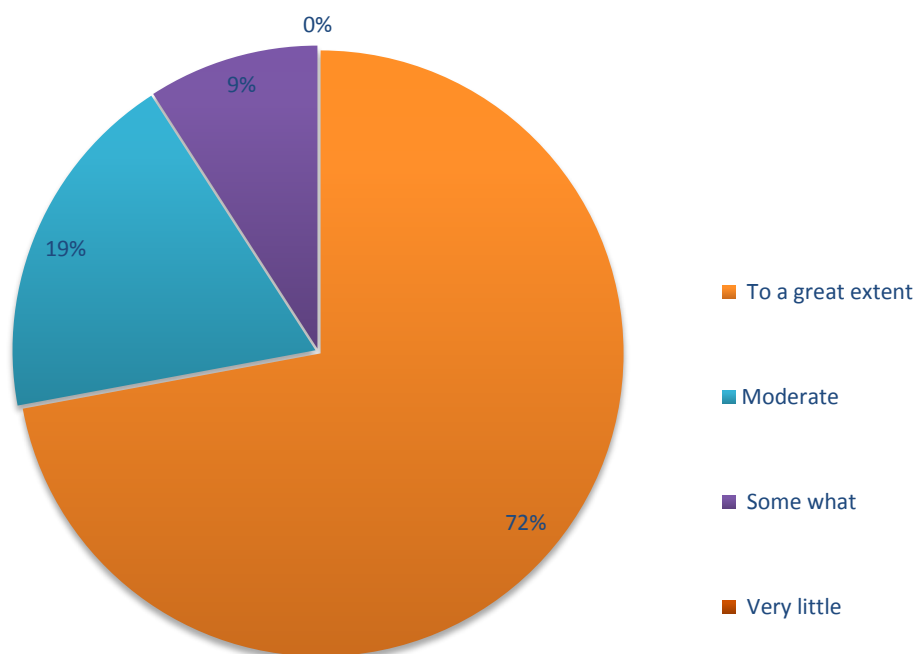


8. The institute/ teachers use student centric methods, such as experiential learning, participative learning and problem solving methodologies for enhancing learning experiences

a) To a great extent   b) Moderate   c) Some what   d) Very little

S.No	Department	Q8				Total No of Students
		a	b	c	d	
1	Civil	49	10	0	0	59
2	CSE	108	15	9	0	132
3	ECE	95	18	15	0	128
4	EEE	34	11	7	0	52
5	Mech	195	70	32	0	297
6	MBA	25	8	1	0	34
	<b>KCE</b>	<b>506</b>	<b>132</b>	<b>64</b>	<b>0</b>	<b>702</b>

8. The institute/ teachers use student centric methods, such as experiential learning, participative learning and problem solving methodologies for enhancing learning experiences



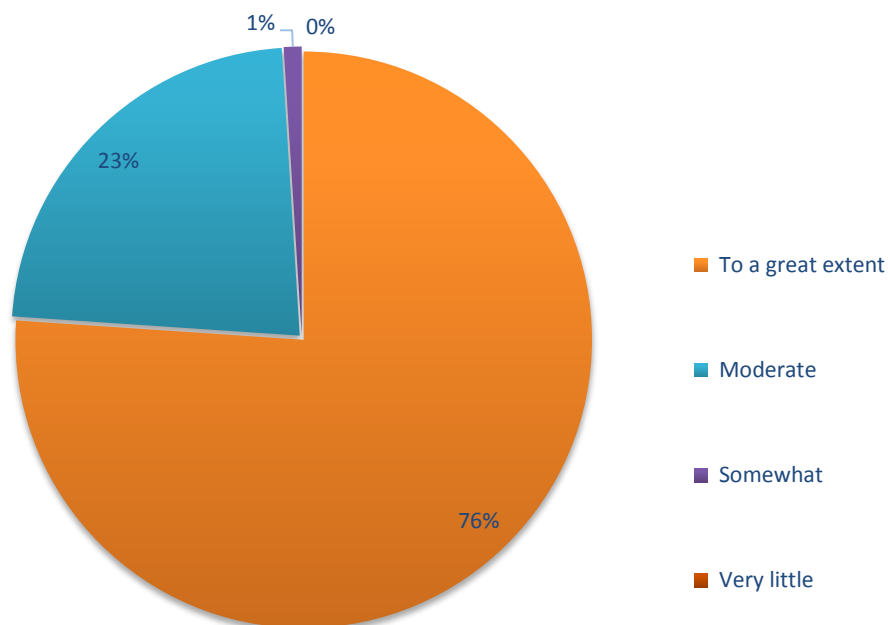


**9. Efforts are made by the institute/ teachers to inculcate soft skills, life skills and employability skills to make you ready for the world of work**

a) To a great extent   b) Moderate   c) Somewhat   d) Very little

S.No	Department	Q9				Total No of Students
		a	b	c	d	
1	Civil	47	12	0	0	59
2	CSE	107	21	4	0	132
3	ECE	103	25	0	0	128
4	EEE	40	12	0	0	52
5	Mech	213	81	3	0	297
6	MBA	24	10	0	0	34
	<b>KCE</b>	<b>534</b>	<b>161</b>	<b>7</b>	<b>0</b>	<b>702</b>

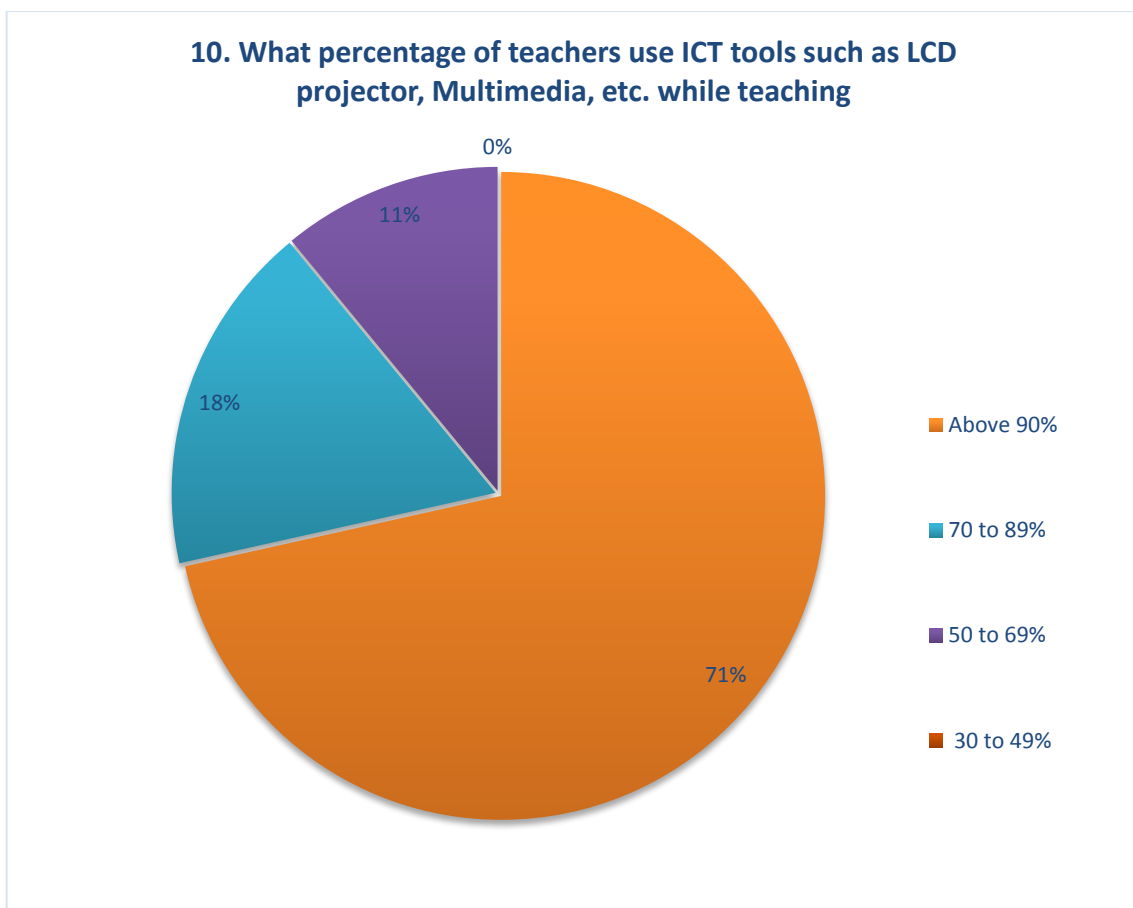
**9.Efforts are made by the institute/ teachers to inculcate soft skills, life skills and employability skills to make you ready for the world of work**



**10. What percentage of teachers use ICT tools such as LCD projector, Multimedia, etc. while teaching**

- a) Above 90%      b) 70 to 89%      c) 50 to 69%      d) 30 to 49%

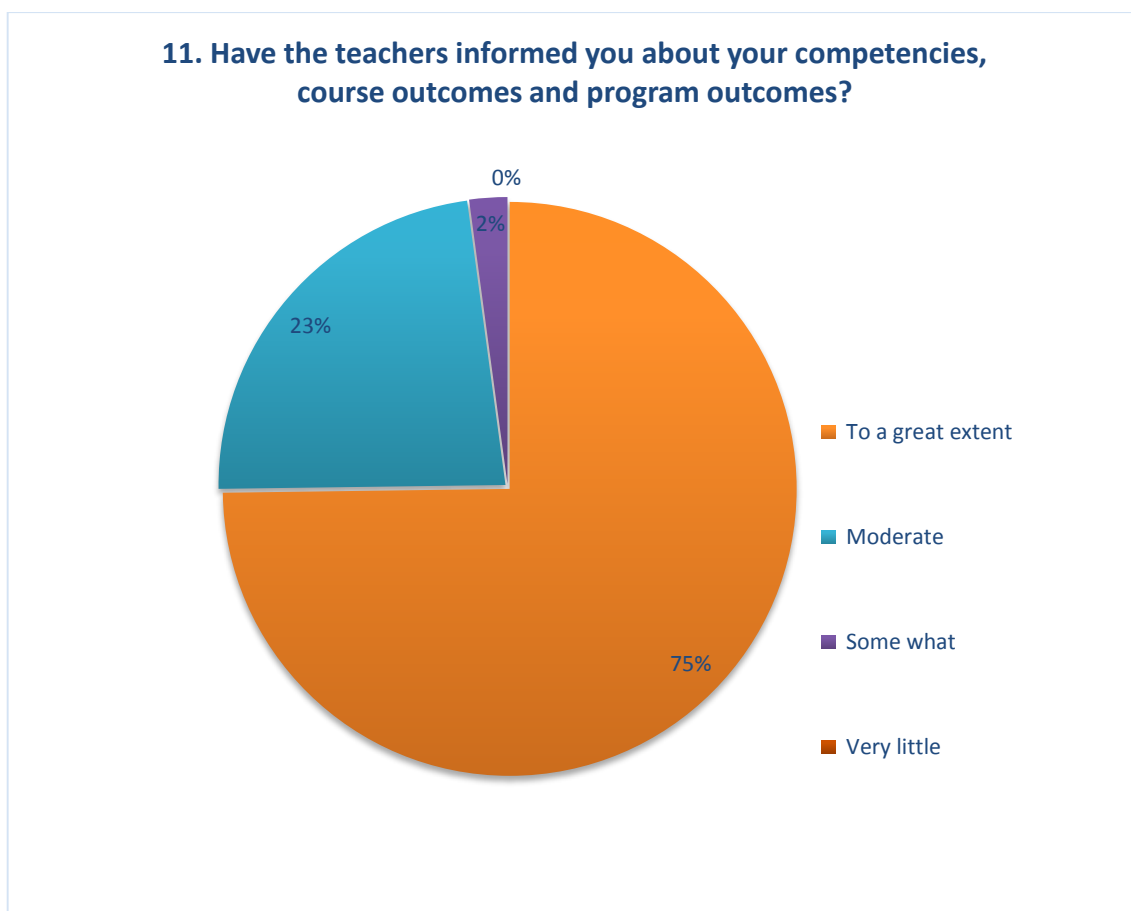
S.No	Department	Q10				Total No of Students
		a	b	c	d	
1	Civil	50	5	4	0	59
2	CSE	107	14	11	0	132
3	ECE	100	14	14	0	128
4	EEE	32	12	8	0	52
5	Mech	187	70	40	0	297
6	MBA	26	8	0	0	34
	<b>KCE</b>	<b>502</b>	<b>123</b>	<b>77</b>	<b>0</b>	<b>702</b>



**11. Have the teachers informed you about your competencies, course outcomes and program outcomes?**

a) To a great extent b) Moderate c) Somewhat d) Very little

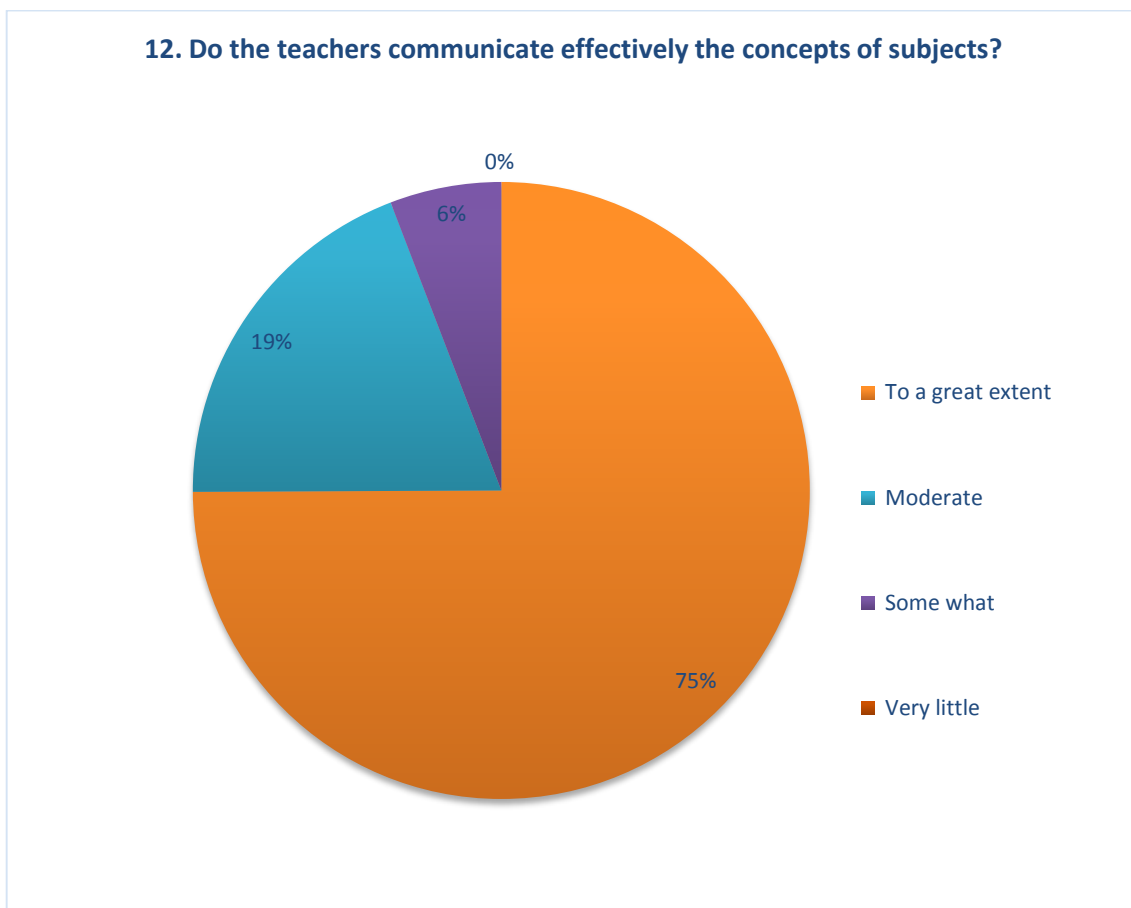
S.No	Department	Q11				Total No of Students
		a	b	c	d	
1	ECE	97	31	0	0	128
2	CSE	98	22	12	0	132
3	Mechanical	215	79	3	0	297
4	EEE	41	11	0	0	52
5	Civil	49	10	0	0	59
6	MBA	25	9	0	0	34
	<b>KCE</b>	<b>525</b>	<b>162</b>	<b>15</b>	<b>0</b>	<b>702</b>



**12. Do the teachers communicate effectively the concepts of subjects?**

a) To a great extent      b) Moderate      c) Somewhat      d) Very little

S.No	Department	Q12				Total No of Students
		a	b	c	d	
1	Civil	48	7	4	0	59
2	CSE	108	7	17	0	132
3	ECE	99	29	0	0	128
4	EEE	39	13	0	0	52
5	Mech	208	69	20	0	297
6	MBA	24	10	0	0	34
	<b>KCE</b>	<b>526</b>	<b>135</b>	<b>41</b>	<b>0</b>	<b>702</b>



**13. The institute / teachers provide scope for learning beyond the syllabus**

a) Fully

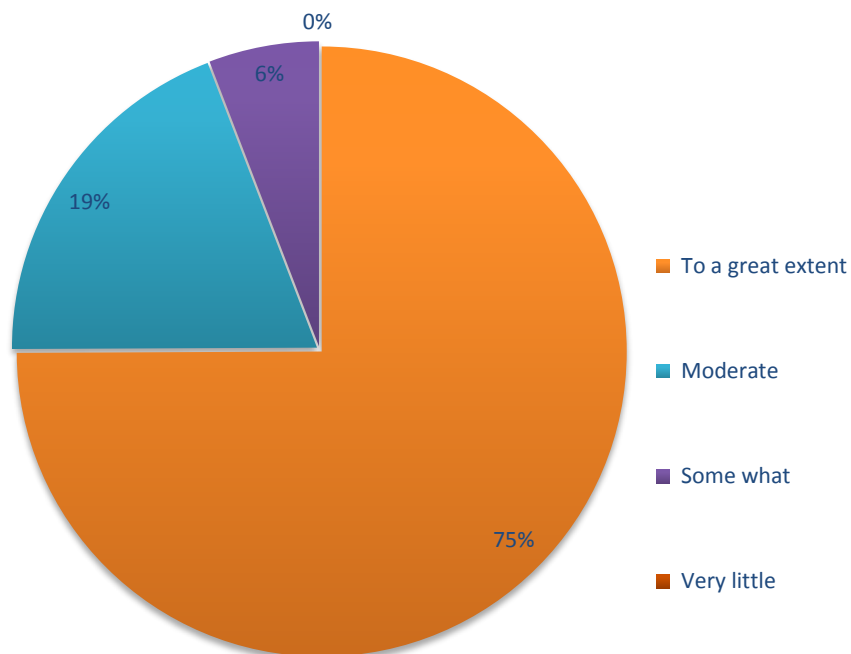
b) Reasonably

c) Partially

d) Slightly

S.No	Department	Q13				Total No of Students
		a	b	c	d	
1	Civil	47	12	0	0	59
2	CSE	106	12	14	0	132
3	ECE	120	8	0	0	128
4	EEE	37	11	4	0	52
5	Mech	201	96	0	0	297
6	MBA	26	8	0	0	34
	<b>KCE</b>	<b>537</b>	<b>147</b>	<b>18</b>	<b>0</b>	<b>702</b>

**13. The institute / teachers provide scope for learning beyond the syllabus**



**14. What is your overall assessment of the quality of the education provided by the institute?**

- a) Above 90%      b) 70 to 89%      c) 50 to 69%      d) 30 to 49%

S.No	Department	Q14				Total No of Students
		a	b	c	d	
1	Civil	53	5	1	0	59
2	CSE	110	13	9	0	132
3	ECE	106	14	8	0	128
4	EEE	40	9	3	0	52
5	Mech	233	63	1	0	297
6	MBA	23	11	0	0	34
	<b>KCE</b>	<b>565</b>	<b>115</b>	<b>22</b>	<b>0</b>	<b>702</b>

