

STUDENT SATISFACTION SURVEY

2019 – 2020

Answer all questions carefully.

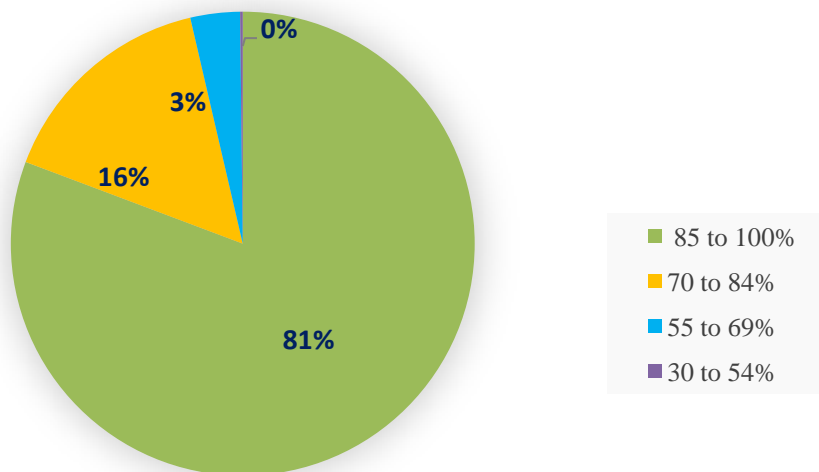
- Answer honestly and unbiased.
- Be anonymous; do not disclose your identity on response sheet.
- Your honest feedback is a valuable document for continuous improvement of the processes in the institution

1. How much of the syllabus was covered in the class?

- a) 85 to 100% b) 70 to 84% c) 55 to 69% d) 30 to 54%

| S.No | Department | Q1 | | | | Total No of Students |
|------|------------|-----|----|----|---|----------------------|
| | | a | b | c | d | |
| 1 | ECE | 90 | 17 | 0 | 1 | 108 |
| 2 | CSE | 119 | 18 | 13 | 0 | 150 |
| 3 | Mechanical | 119 | 37 | 6 | 0 | 162 |
| 4 | EEE | 50 | 11 | 0 | 0 | 61 |
| 5 | Civil | 13 | 3 | 0 | 0 | 16 |
| 6 | MBA | 53 | 0 | 0 | 0 | 53 |
| | KCE | 444 | 86 | 19 | 1 | 550 |

1. How much of the syllabus was covered in the class?

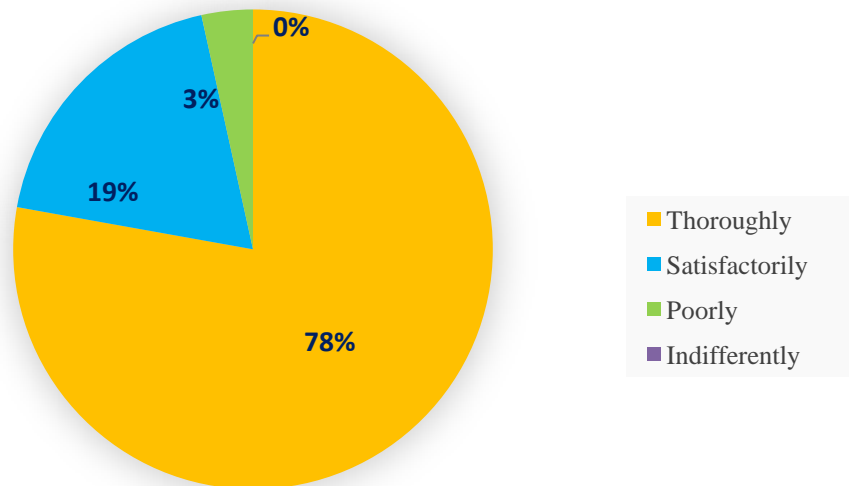


2. How well did the teachers prepare for the classes?

- a) Thoroughly b) Satisfactorily c) Poorly d) Indifferently

| S.No | Department | Q2 | | | | Total No of Students |
|------|------------|-----|-----|----|---|----------------------|
| | | a | b | c | d | |
| 1 | ECE | 87 | 21 | 0 | 0 | 108 |
| 2 | CSE | 117 | 16 | 17 | 0 | 150 |
| 3 | Mechanical | 116 | 44 | 2 | 0 | 162 |
| 4 | EEE | 51 | 10 | 0 | 0 | 61 |
| 5 | Civil | 16 | 0 | 0 | 0 | 16 |
| 6 | MBA | 41 | 12 | 0 | 0 | 53 |
| | KCE | 428 | 103 | 19 | 0 | 550 |

2. How well did the teachers prepare for the classes?

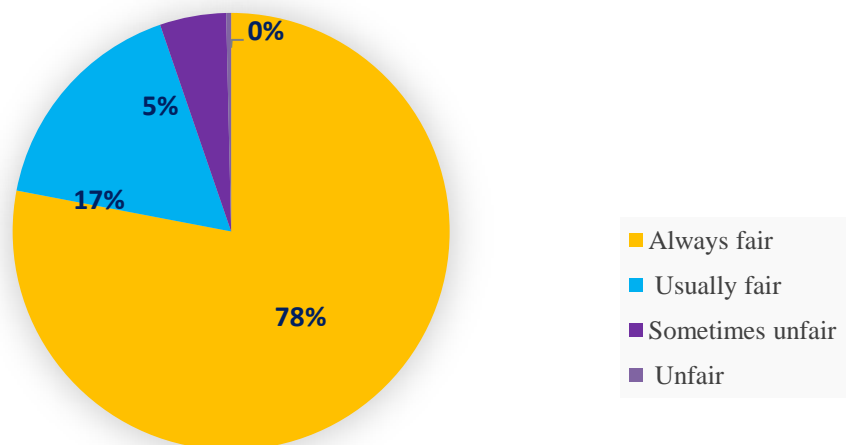


3. Fairness of the internal evaluation process by the teachers

a) Always fair b) Usually fair c) Sometimes d) Unfair

| S.No | Department | Q3 | | | | Total No of Students |
|------|------------|-----|----|----|---|----------------------|
| | | a | b | c | d | |
| 1 | ECE | 89 | 16 | 1 | 2 | 108 |
| 2 | CSE | 115 | 16 | 19 | 0 | 150 |
| 3 | Mechanical | 117 | 38 | 7 | 0 | 162 |
| 4 | EEE | 49 | 12 | 0 | 0 | 61 |
| 5 | Civil | 12 | 4 | 0 | 0 | 16 |
| 6 | MBA | 47 | 6 | 0 | 0 | 53 |
| | KCE | 429 | 92 | 27 | 2 | 550 |

3. Fairness of the internal evaluation process by the teachers

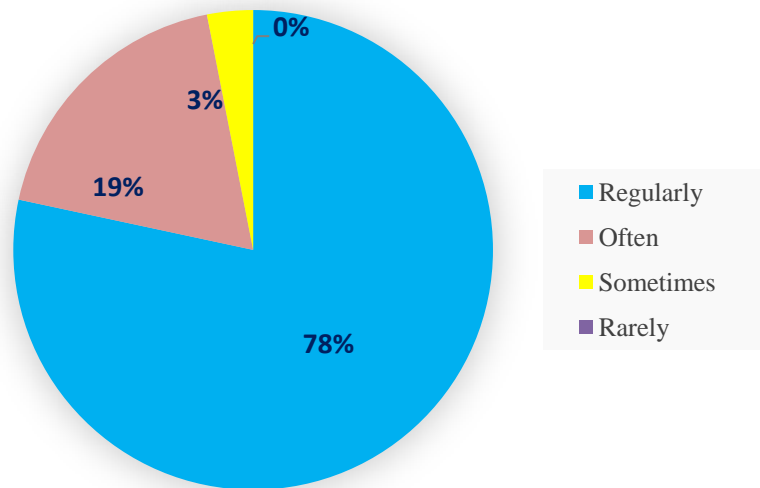


4. The institute takes active interest in promoting internship, student exchange, and field visit opportunities for students

- a) Regularly b) Often c) Sometimes d) Rarely

| S.No | Department | Q4 | | | | Total No of Students |
|------|------------|-----|-----|----|---|----------------------|
| | | a | b | c | d | |
| 1 | ECE | 85 | 17 | 6 | 0 | 108 |
| 2 | CSE | 126 | 16 | 8 | 0 | 150 |
| 3 | Mechanical | 120 | 39 | 3 | 0 | 162 |
| 4 | EEE | 52 | 9 | 0 | 0 | 61 |
| 5 | Civil | 15 | 1 | 0 | 0 | 16 |
| 6 | MBA | 33 | 20 | 0 | 0 | 53 |
| | KCE | 431 | 102 | 17 | 0 | 550 |

4. The institute takes active interest in promoting internship, student exchange, and field visit opportunities for students

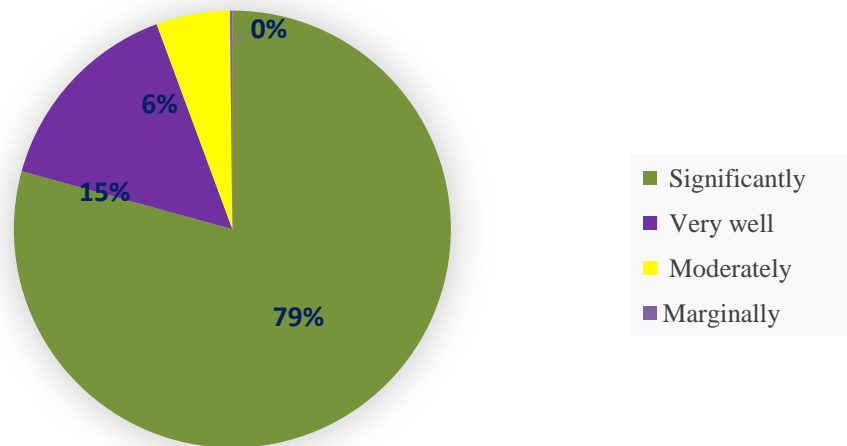


5. The teaching and mentoring process in your institution facilitates you in cognitive, social and emotional growth

a) Significantly b) Very well c) Moderately d) Marginally

| S.No | Department | Q5 | | | | Total No of Students |
|------|------------|-----|----|----|---|----------------------|
| | | a | b | c | d | |
| 1 | ECE | 87 | 11 | 9 | 1 | 108 |
| 2 | CSE | 129 | 15 | 6 | 0 | 150 |
| 3 | Mechanical | 119 | 32 | 11 | 0 | 162 |
| 4 | EEE | 51 | 8 | 2 | 0 | 61 |
| 5 | Civil | 15 | 1 | 0 | 0 | 16 |
| 6 | MBA | 35 | 16 | 2 | 0 | 53 |
| | KCE | 436 | 83 | 30 | 1 | 550 |

5. The teaching and mentoring process in your institution facilitates you in cognitive, social and emotional growth

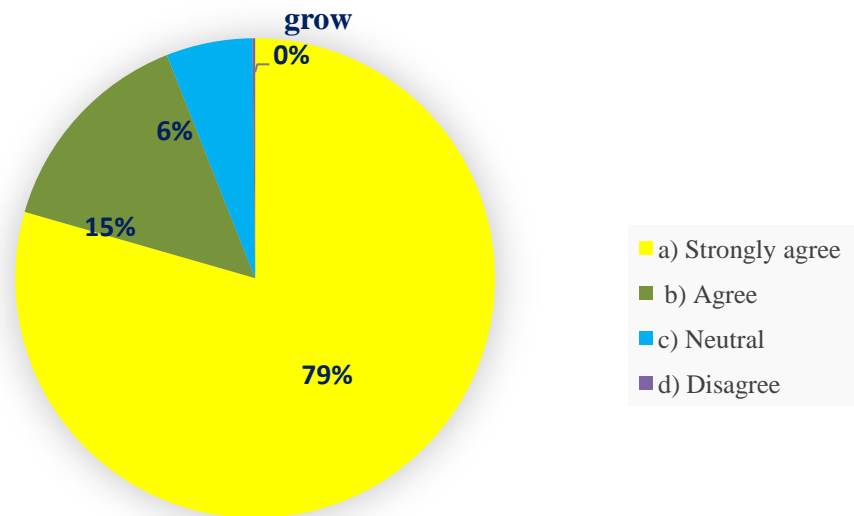


6. The institution provides multiple opportunities to learn and grow

a) Strongly agree b) Agree c) Neutral d) Disagree

| S.No | Department | Q6 | | | | Total No of Students |
|------|------------|-----|----|----|---|----------------------|
| | | a | b | c | d | |
| 1 | ECE | 91 | 10 | 6 | 1 | 108 |
| 2 | CSE | 123 | 19 | 8 | 0 | 150 |
| 3 | Mechanical | 120 | 27 | 15 | 0 | 162 |
| 4 | EEE | 53 | 5 | 3 | 0 | 61 |
| 5 | Civil | 13 | 3 | 0 | 0 | 16 |
| 6 | MBA | 37 | 16 | 0 | 0 | 53 |
| | KCE | 437 | 80 | 32 | 1 | 550 |

6. The institution provides multiple opportunities to learn and grow

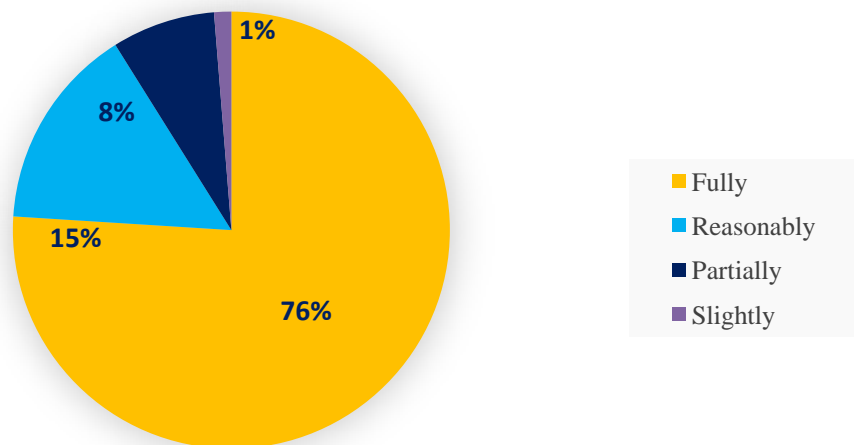


7. The teachers identify your strengths and encourage you with providing right level of challenges

a) Fully b) Reasonably c) Partially d) Slightly

| S.No | Department | Q7 | | | | Total No of Students |
|------|------------|-----|----|----|---|----------------------|
| | | a | b | c | d | |
| 1 | ECE | 84 | 7 | 10 | 7 | 108 |
| 2 | CSE | 122 | 15 | 13 | 0 | 150 |
| 3 | Mechanical | 110 | 36 | 16 | 0 | 162 |
| 4 | EEE | 51 | 7 | 3 | 0 | 61 |
| 5 | Civil | 15 | 1 | 0 | 0 | 16 |
| 6 | MBA | 36 | 17 | 0 | 0 | 53 |
| | KCE | 418 | 83 | 42 | 7 | 550 |

7. The teachers identify your strengths and encourage you with providing right level of challenges

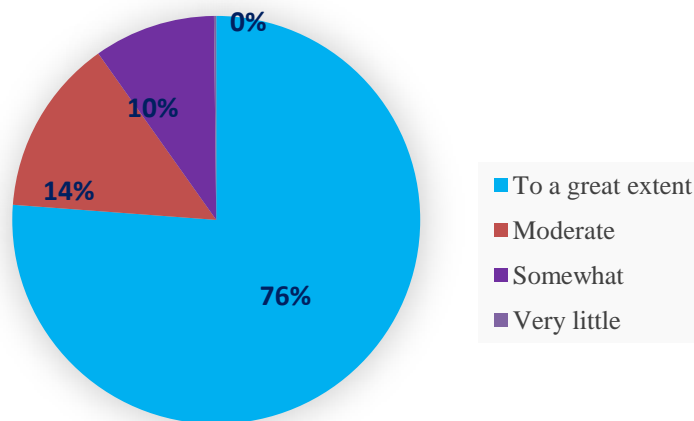


8. The institute/ teachers use student centric methods, such as experiential learning, participative learning and problem solving methodologies for enhancing learning experiences

a) To a great extent b) Moderate c) somewhat d) Very little

| S.No | Department | Q8 | | | | Total No of Students |
|------|------------|-----|----|----|---|----------------------|
| | | a | b | c | d | |
| 1 | ECE | 84 | 12 | 11 | 1 | 108 |
| 2 | CSE | 122 | 13 | 15 | 0 | 150 |
| 3 | Mechanical | 113 | 28 | 21 | 0 | 162 |
| 4 | EEE | 51 | 5 | 5 | 0 | 61 |
| 5 | Civil | 16 | 0 | 0 | 0 | 16 |
| 6 | MBA | 33 | 19 | 1 | 0 | 53 |
| | KCE | 419 | 77 | 53 | 1 | 550 |

8. The institute/ teachers use student centric methods, such as experiential learning, participative learning and problem solving methodologies for enhancing

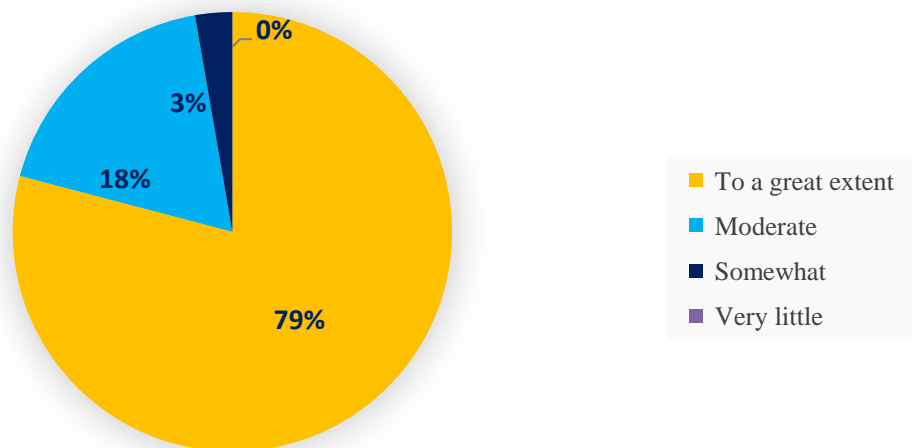


9. Efforts are made by the institute/ teachers to inculcate soft skills, life skills and employability skills to make you ready for the world of work

a) To a great extent b) Moderate c) Somewhat d) Very little

| S.No | Department | Q9 | | | | Total No of Students |
|------|------------|-----|-----|----|---|----------------------|
| | | a | b | c | d | |
| 1 | ECE | 90 | 16 | 2 | 0 | 108 |
| 2 | CSE | 122 | 15 | 13 | 0 | 150 |
| 3 | Mechanical | 124 | 38 | 0 | 0 | 162 |
| 4 | EEE | 52 | 9 | 0 | 0 | 61 |
| 5 | Civil | 12 | 4 | 0 | 0 | 16 |
| 6 | MBA | 35 | 18 | 0 | 0 | 53 |
| | KCE | 435 | 100 | 15 | 0 | 550 |

9. Efforts are made by the institute/ teachers to inculcate soft skills, life skills and employability skills to make you ready for the world of work

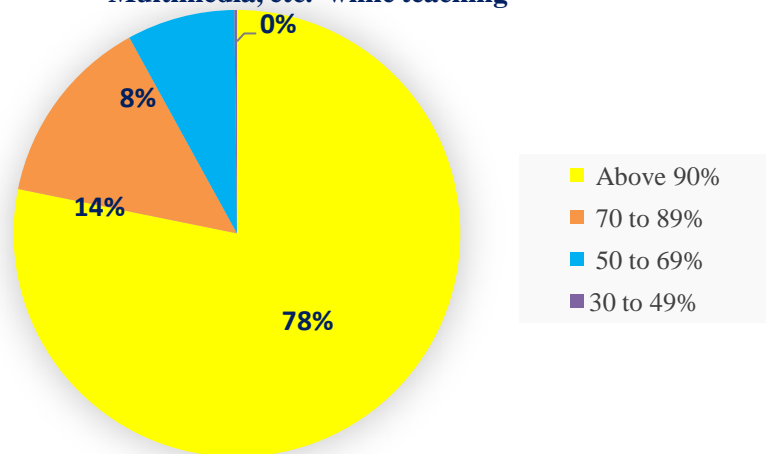


10. What percentage of teachers use ICT tools such as LCD projector, Multimedia, etc. While teaching

- a) Above 90% b) 70 to 89% c) 50 to 69% d) 30 to 49%

| S.No | Department | Q10 | | | | Total No of Students |
|------|------------|-----|----|----|---|----------------------|
| | | a | b | c | d | |
| 1 | ECE | 95 | 6 | 6 | 1 | 108 |
| 2 | CSE | 120 | 13 | 17 | 0 | 150 |
| 3 | Mechanical | 108 | 39 | 15 | 0 | 162 |
| 4 | EEE | 50 | 6 | 5 | 0 | 61 |
| 5 | Civil | 12 | 4 | 0 | 0 | 16 |
| 6 | MBA | 45 | 8 | 0 | 0 | 53 |
| | KCE | 430 | 76 | 43 | 1 | 550 |

10. What percentage of teachers use ICT tools such as LCD projector, Multimedia, etc. while teaching

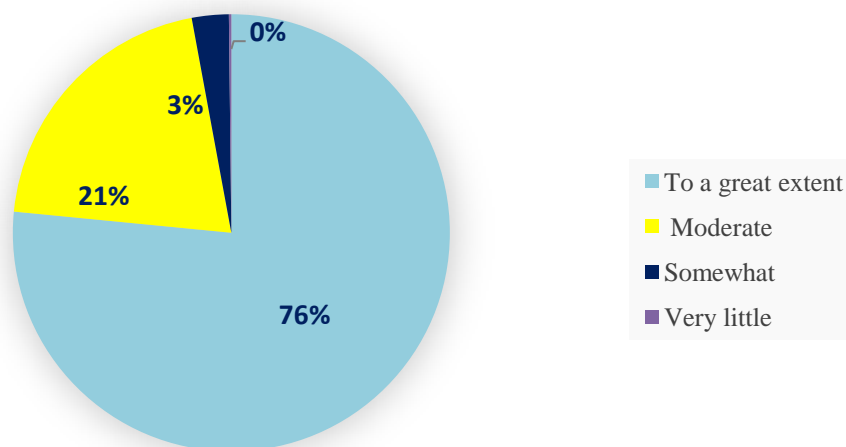


11. Have the teachers informed you about your competencies, course outcomes and program outcomes?

a) To a great extent b) Moderate c) Somewhat d) Very little

| S.No | Department | Q11 | | | | Total No of Students |
|------|------------|-----|-----|----|---|----------------------|
| | | a | b | c | d | |
| 1 | ECE | 86 | 20 | 1 | 1 | 108 |
| 2 | CSE | 118 | 22 | 10 | 0 | 150 |
| 3 | Mechanical | 113 | 45 | 4 | 0 | 162 |
| 4 | EEE | 52 | 9 | 0 | 0 | 61 |
| 5 | Civil | 13 | 3 | 0 | 0 | 16 |
| 6 | MBA | 39 | 14 | 0 | 0 | 53 |
| | KCE | 421 | 113 | 15 | 1 | 550 |

11. Have the teachers informed you about your competencies, course outcomes and program outcomes?

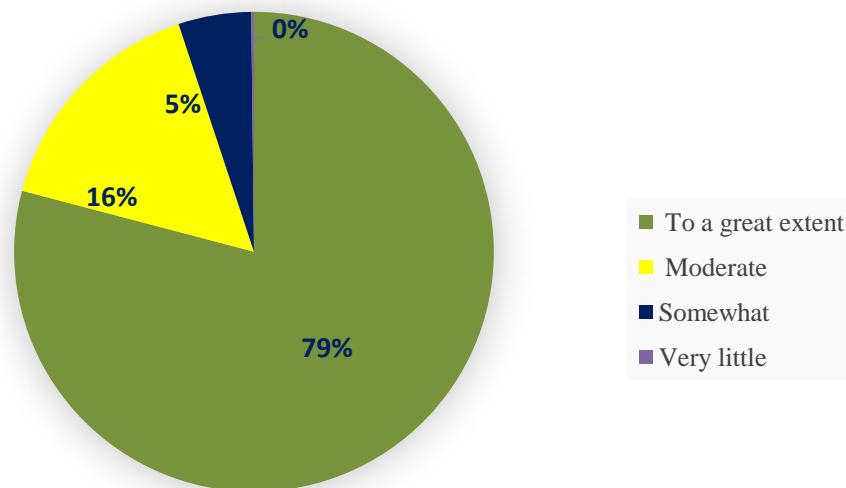


12. Do the teachers communicate effectively the concepts of subjects?

a) To a great extent b) Moderate c) Somewhat d) Very little

| S.No | Department | Q12 | | | | Total No of Students |
|------|------------|-----|----|----|---|----------------------|
| | | a | b | c | d | |
| 1 | ECE | 87 | 19 | 1 | 1 | 108 |
| 2 | CSE | 126 | 10 | 14 | 0 | 150 |
| 3 | Mechanical | 113 | 37 | 12 | 0 | 162 |
| 4 | EEE | 54 | 7 | 0 | 0 | 61 |
| 5 | Civil | 15 | 1 | 0 | 0 | 16 |
| 6 | MBA | 40 | 13 | 0 | 0 | 53 |
| | KCE | 435 | 87 | 27 | 1 | 550 |

12. Do the teachers communicate effectively the concepts of subjects?

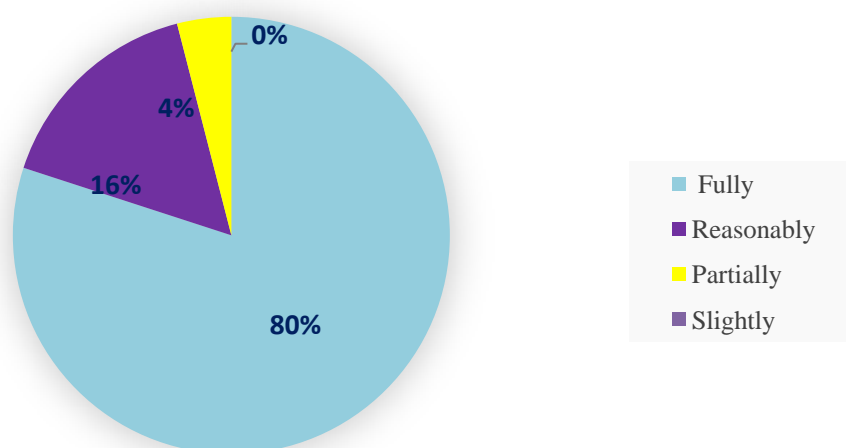


13. The institute / teachers provide scope for learning beyond the syllabus

^ a) Fully b) Reasonably c) Partially d) Slightly

| S.No | Department | Q13 | | | | Total No of Students |
|------|------------|-----|----|----|---|----------------------|
| | | a | b | c | d | |
| 1 | ECE | 100 | 8 | 0 | 0 | 108 |
| 2 | CSE | 126 | 12 | 12 | 0 | 150 |
| 3 | Mechanical | 115 | 41 | 6 | 0 | 162 |
| 4 | EEE | 54 | 3 | 4 | 0 | 61 |
| 5 | Civil | 12 | 4 | 0 | 0 | 16 |
| 6 | MBA | 33 | 20 | 0 | 0 | 53 |
| | KCE | 440 | 88 | 22 | 0 | 550 |

13. The institute / teachers provide scope for learning beyond the syllabus



14. What is your overall assessment of the quality of the education provided by the institute?

- a) Above 90% b) 70 to 89% c) 50 to 69% d) 30 to 49%

| S.No | Department | Q14 | | | | Total No of Students |
|------|------------|-----|----|----|---|----------------------|
| | | a | b | c | d | |
| 1 | ECE | 94 | 8 | 6 | 0 | 108 |
| 2 | CSE | 129 | 10 | 11 | 0 | 150 |
| 3 | Mechanical | 123 | 39 | 0 | 0 | 162 |
| 4 | EEE | 51 | 7 | 3 | 0 | 61 |
| 5 | Civil | 16 | 0 | 0 | 0 | 16 |
| 6 | MBA | 41 | 12 | 0 | 0 | 53 |
| | KCE | 454 | 76 | 20 | 0 | 550 |

14. What is your overall assessment of the quality of the education provided by the institute?

